



**BORN TO
DISRUPT**

**BORN TO
DISRUPT**

ATE.com

HS750T





**HORIZONTAL
DELIVERY SYSTEM**



**INTELLIGENT LOAD
MANAGEMENT**



HIGH TORQUE



**HIGH RESISTANCE TO
NON-SHREDDABLES**



HS750 SERIES

FEATURES & BENEFITS



The EDGE HS750 offers operators a high capacity, horizontal, slow speed shredder that combines impressive throughput and ability to withstand difficult to shred materials. EDGE Innovate have uniquely combined the benefits of a slow speed shredder with a horizontal positive feed delivery system thanks to a 42" diameter compression Top Feed Roll guaranteeing high throughput.

Boasting an impressive list of design features; the EDGE HS750 is powered via a Caterpillar C18 engine providing 750HP. An intelligent load management system regulates the delivery of material ensuring maximum productivity at any given time. Lengthy downtime and asset damage are avoided via EDGE's tramp metal protection system.

The HS750 horizontal slow speed shredder offers operators a highly productive shredding solution with greatly reduced operator costs. It is the ideal shredding solution for a number of applications such as land clearance projects, wood waste and construction and demolition waste processing.

KEY HIGHLIGHTS

- Unique Horizontal feed delivery system with intelligent load management ensures maximum throughput.
- A highly robust design combined with an intelligent self protection system provides high durability and the ability to withstand difficult to shred materials.
- The abundance of torque allows operators to shred more resistant materials with ease.
- Hydraulically Adjustable Comb gives operators the ability to regulate final product piece size.



**SUPERIOR RESISTANCE TO
NON-SHREDDABLES**



HS750 SERIES

DESIGN FEATURES

1400mm (55") wide Discharge Conveyor provides a maximum discharge height of 6.5m (21'3")

Powered by a CATERPILLAR C18 ACERT 560KW (750HP) Tier 4 Final / Stage 5 engine. No DEF injection required.

42" diameter Top Feed Compression Roll aggressively feeds material to the shredder rotor.

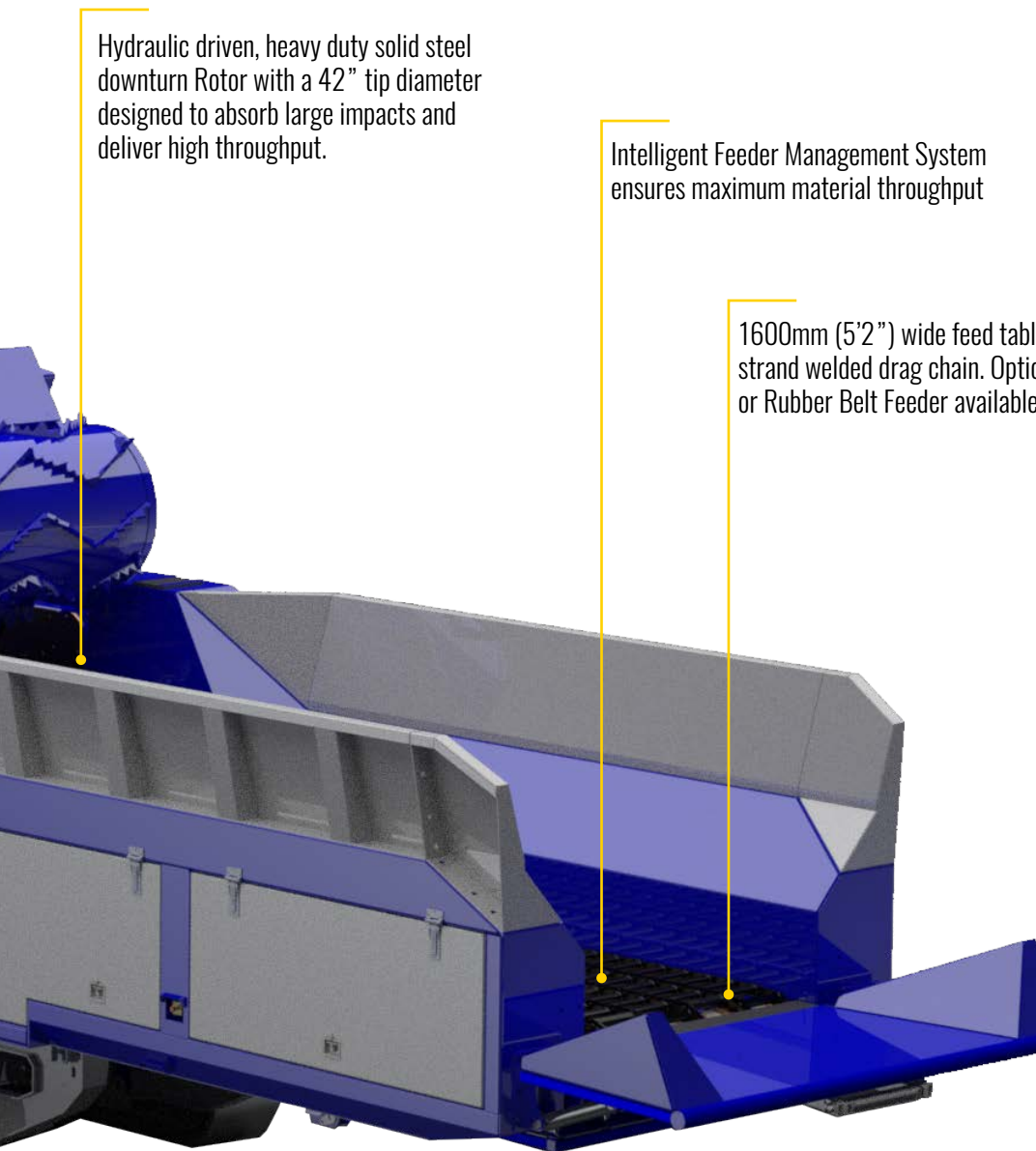
Optional 1400mm (48") long, twin pole Overband Magnet ensures maximum recovery of ferrous metal. Hydraulic height adjustable

Control panel features include; automatic start-up, program selection and eco-power saving system



Enables one man operation with all main functions controlled via wireless remote

Two speed hydraulically driven, remote controlled excavator style tracks for easy on site mobility



Hydraulic driven, heavy duty solid steel downturn Rotor with a 42" tip diameter designed to absorb large impacts and deliver high throughput.

Intelligent Feeder Management System ensures maximum material throughput

1600mm (5'2") wide feed table fitted with a 5 strand welded drag chain. Optional Apron feeder or Rubber Belt Feeder available.

APPLICATIONS

LAND CLEARANCE



C&D WASTE



WOOD WASTE



RAILWAY TIES



STUMPS



UTILITY POLES



HS750 SERIES

TECHNICAL SPECIFICATIONS

TRANSPORT DIMENSIONS

Length:	15900mm (52'1")
Width:	3100mm (10'2")
Height:	3500mm (11'5")
Container Shipping Method:	RoRo
Gross Weight (Est):	52500KG (57.8UST)

SHREDDER UNIT DATA

Shredder Type	Horizontal Slow Speed
Drive Type:	Hydraulic
Number of Rotors:	1
Rotor Length:	1600mm (5'2")
Rotor Diameter:	1060mm (3.5")
Maximum Torque:	184,000Nm (13,5711 lbs/ft)

HOPPER DATA

Table Width:	1600mm (5'2")
Loading Height:	2560mm (8'4")
Loading Height w/ Extensions:	3175mm (10'5")
Conveyor Type:	5 Strand Welded Drag Chain

COLLECTION CONVEYOR DATA

Conveyor Length:	5000mm (16'4")
Belt Width:	1500mm (59")
Belt Speed	Variable

AVAILABLE OPTIONS

Wheeled Mounted Unit	Overband Magnet	Discharge Conveyor Head Chute	Apron Feeder
Static Unit	Magnetic Head Drum & Chute	Double Grouser Track Pads	Rubber Belt Feeder
Tier 4 Final / Stage 5 Engine	Belt Scale	Single Grouser Track Pads	Various Screen Apertures
LRC Engine	Central Auto-Lube System	Rubber Track Pads	Auxiliary Hydraulic Connections
Telematics	Dust Suppression Spray Bars	Feeder Tail Door	Arctic Pack
Air Compressor	Discharge Conveyor Dust Cover	Feeder Hopper Extensions	Fire Suppression


DISCHARGE CONVEYOR DATA

Conveyor Length:	9200mm (30'2")
Belt Width:	1400mm (55")
Belt Speed	Variable

POWERUNIT DATA

Power Source:	CAT C18 Acert 560Kw (750HP)
Fuel Tank Capacity:	1500 Litres (396USG)

HS750T OPERATIONAL DIMENSIONS



AVAILABLE OPTIONS

ROTOR OPTIONS



Abrasive Hook Tool - suitable for large bulky waste streams. High wear.



Abrasive Tool - A high tolerance tool insert suitable for high abrasive materials.




Fine Shredding Tool - the sharp edge tool allows for the creation of finer particles.

SCREEN OPTIONS



Square Screen - maximise screen area. Final piece size can be less consistent.



Hex Screen - a large screen area combined with additional cutting edges.



Round Screen - A round hole aperture screen produces a consistent piece sized.

ADDITIONAL SEPARATION OPTIONS



Overband Magnet - Hydraulic height adjustable, twin pole magnet.



Magnetic Head Drum & Chute.



Air Compressor - multiple air line inlet-ports provided.



Belt Scale - fitted to collection conveyor.



Central Auto-lube System.

ADDITIONAL OPTIONS



Hopper Extensions



Hydraulic Raise / Lower Feeder Tail Door.

Additional customisation is available upon request. Speak to your nearest EDGE distributor for details.

PRODUCT AND TECHNICAL SUPPORT

TRIED, TESTED & TRUSTED THROUGHOUT THE GLOBE

With our ethos of *"Innovation at Work"* EDGE not only persist in pushing the boundaries of design and manufacturing to produce hard working, quality machinery, we also bring that same ethos to our aftersales service in order to bring real benefits to customers right across the world.

At EDGE we like to see the sales transaction as the start of a long-term partnership. Our goal is to offer the best customer support in the market for the lifetime of the unit. EDGE has reinvested and expanded our after-sales department in order to streamline and provide the customer support we believe our customers deserve.



TECHNICAL ASSISTANCE




PARTS AVAILABILITY



DELIVERY



WARRANTY





**CONTACT US
TODAY.**

30 Farlough Road, Dungannon, Co.Tyrone, BT71 4DT, Northern Ireland

+44(0)2887 740525 info@edgeinnovate.com edgeinnovate.com

